



# 2024 BUSINESS REGISTRATION DATA OVERVIEW

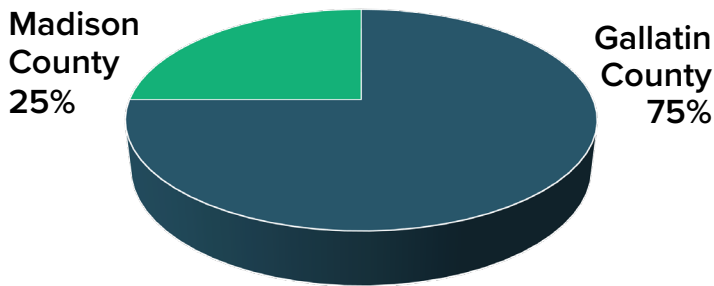
The following overview uses data collected from 2024 registrations and is complete as of March 29, 2024.

**1,111**  
Total Registered Businesses



**9%**   
increase from 2023

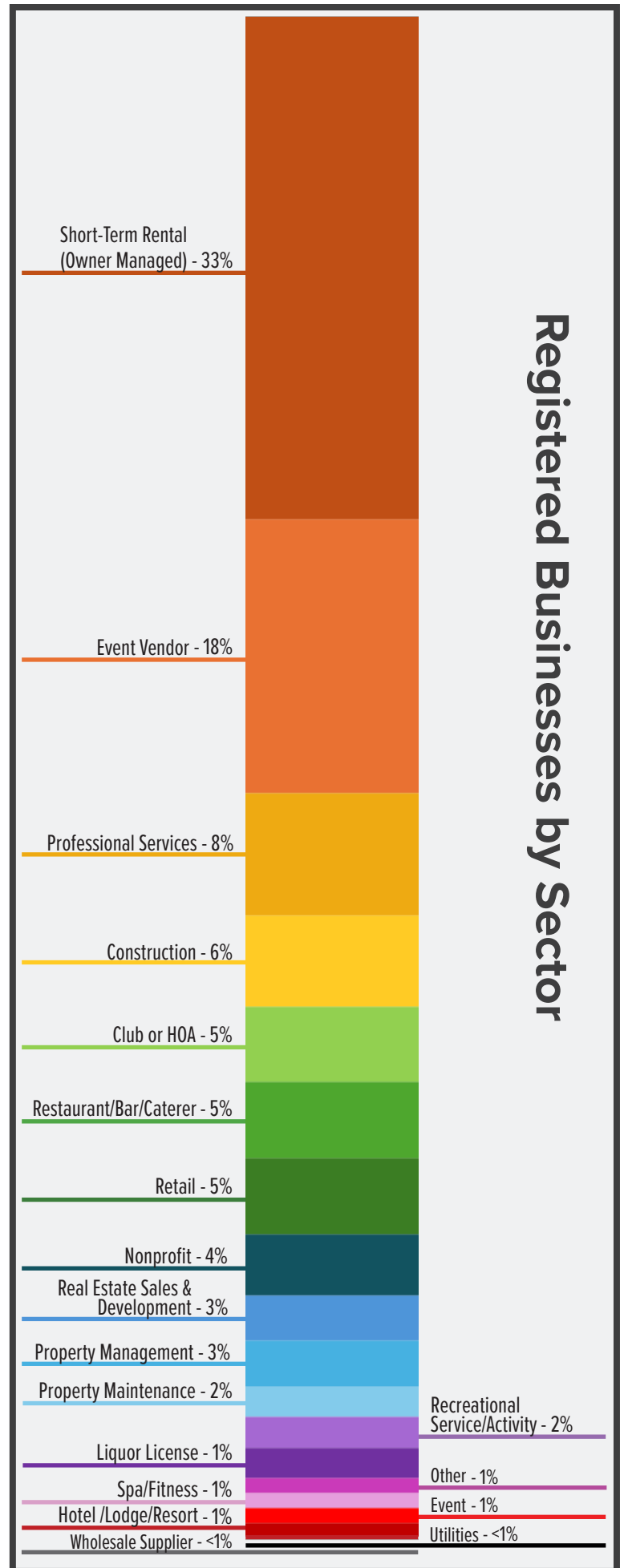
## NUMBER OF REGISTERED BUSINESSES by COUNTY



## COLLECTORS

**44%** of businesses collect & remit Resort Tax

All businesses operating in the District are required to register, but those providing goods or services considered necessities of life are exempt from collecting the tax.



# Workforce & Housing Data



**188**  
Registered Vendors  
employ  
**340**  
workers

**7,828**

Employees working  
within BSRAD

**4,948**

Seasonal employees

**3,438**

Employees living  
within BSRAD

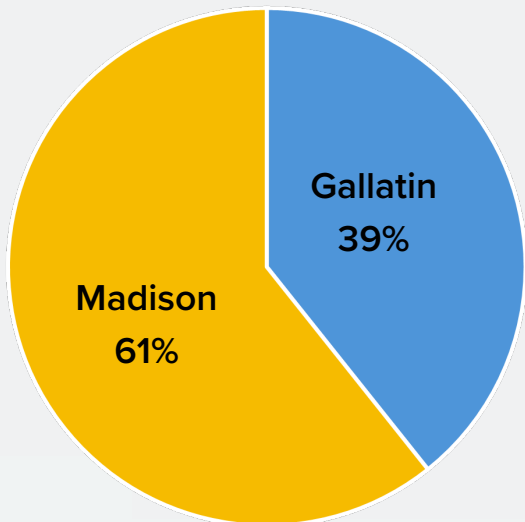
**2,190**

Seasonal employees  
living within BSRAD

**121** businesses supply housing for **2,748** employees



## Short-Term Rental Data



**1,280**

Short-Term Rentals

	Gallatin	Madison	Total
Professionally Managed Properties	308	615	923
Owner-Managed Properties	195	162	357
<b>Total</b>	<b>503</b>	<b>777</b>	<b>1280</b>