



INVESTING — IN — BIG SKY

A guide to understanding taxes in Big Sky, who pays them, and what they fund.

JOIN US ON
WEDNESDAY, NOVEMBER 3RD
FOR
Eggs & Issues
WITH THE
Joint County Commission
TO LEARN MORE.



RESORT TAX
Better Together

ResortTax.org



INCOME
TAX

PROPERTY TAX

LODGING TAX

RESORT TAX

Montana has over 30 taxes and fees, 4 primary taxes affect residents of Big Sky.



For more information scan QR code or visit ResortTax.org

BIG SKY RESORT AREA DISTRICT RESORT TAX

HOW MUCH?

4%*

\$7,671,899 collected in 2020

* 1% is committed for Infrastructure-currently funding community water & sewer upgrades

WHO PAYS?

Those purchasing luxury goods and services sold in the District.

WHO COLLECTS?

Local businesses collect and remit (not pay), retaining 5% for administrative processing.

WHERE DOES IT GO?

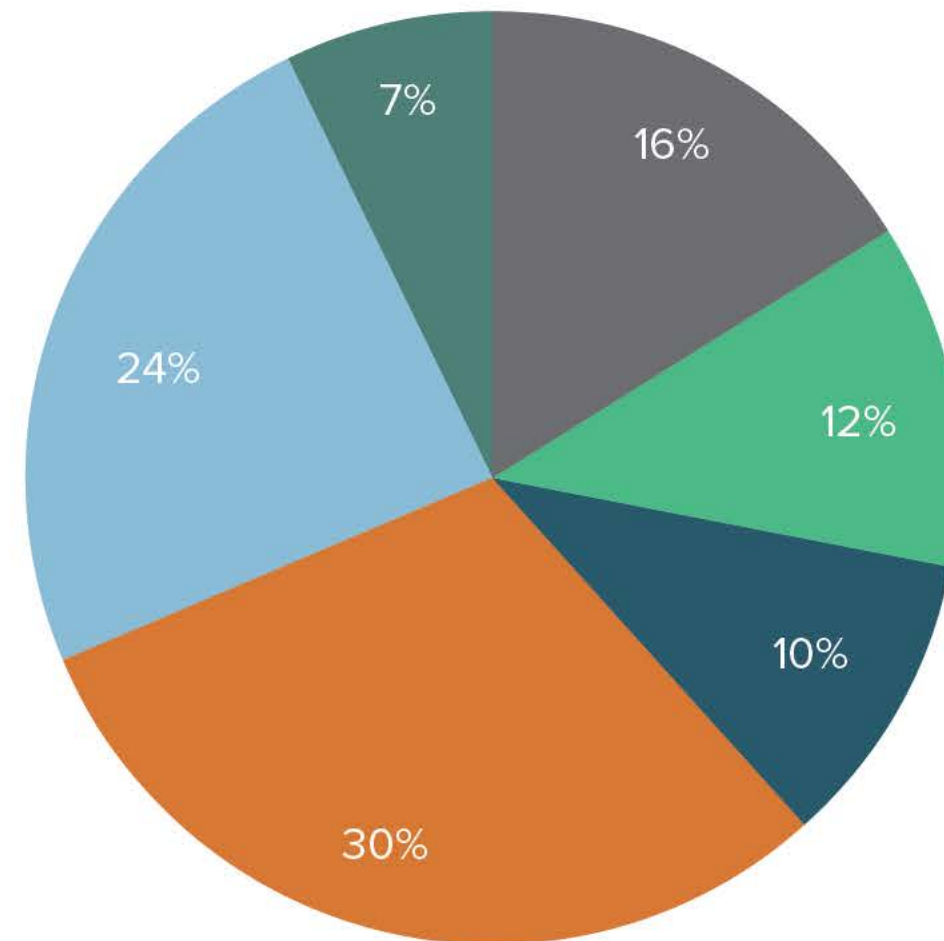
100% to Big Sky

FUNDS AWARDED SINCE 1993:

\$73,179,009

RESORT TAX FUND DISTRIBUTION

(Percentages based on Award history since 1993)



Public Safety (24%)

Infrastructure (30%)

Economic Development (12%)

Recreation & Conservation (16%)

Community Development & Social Services (10%)

Housing (7%)

STATE OF MONTANA LODGING FACILITY SALES & USE TAX

HOW MUCH?

8%

\$61,531,300* collected in 2020

- 4% "Use" Tax: \$33,734,000
- 4% "Sales" Tax: \$25,058,000

**\$6,633,807 collected in the Big Sky Resort Area District in 2020, surpassing Billings as the largest Lodging Tax collector in the state.*

WHO PAYS?

Those purchasing short-term lodging (hotels, motels, campgrounds, vacation rentals, dude ranches etc...) in Montana.

WHO COLLECTS?

Lodging establishments

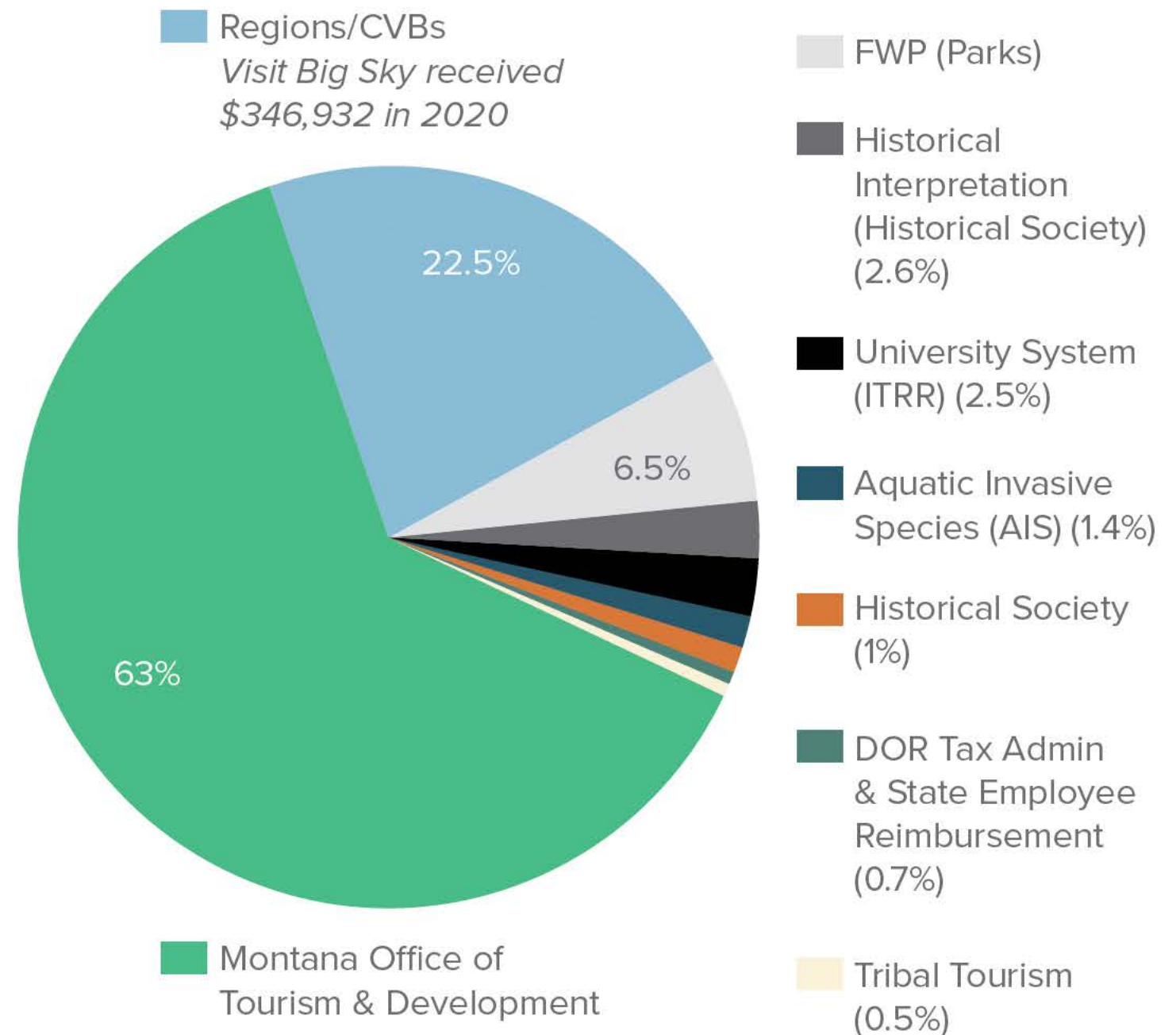
WHERE DOES IT GO?

"USE" TAX: See chart

"SALES" TAX: 75% towards the State General Fund, and, until 2025, 25% towards the construction of the Montana Heritage Center and historic preservation grants.

"USE" TAX FUND DISTRIBUTION

(Established annual percentage based on Montana Statute)



GALLATIN AND MADISON COUNTIES PROPERTY TAX

HOW MUCH?

% variable based on tax formula

- Madison County: \$46,537,891 collected in 2020
 - \$31,740,720 collected from Big Sky
- Gallatin County: \$187,502,399
 - \$14,106,771 collected from Big Sky

WHO PAYS?

Property owners, including landowners, homeowners, and business owners

WHO COLLECTS?

Gallatin & Madison Counties

WHERE DOES IT GO?

Property taxes fund all governmental levels (State, County, Local). The County Treasurer collects Property Taxes in November and May. They then distribute funds to each entity based on the mills that entity has levied.

STATE: General Fund (Including State Schools and Universities)

COUNTY: Infrastructure, health & human services, public safety, county administration, and more

LOCAL: Depends upon voter approved mills and location of property. The sample tax bill includes Local Districts (Fire, School, Zoning, and Water & Sewer).

**See back page for a sample property tax bill*

TAX FORMULA

$$((MV \times TR) \times TML) + NMLT = \text{Taxes Owed}$$

- The **market value (MV)** of property is determined by statute and assessment by the Montana Department of Revenue.
- The **tax rate (TR)** varies according to the property class, the residential rate is 1.35%
- The **total mill levy (TML)** is based on a property's value and applicable mills. The amount of mills each entity can levy is determined in several ways.
- The **non mill levied taxes (NMLT)** are other applicable taxes unrelated to mills.

WORTH NOTING: MONTANA INCOME TAX

HOW MUCH? Up to 6.9% (Tax rates, deductions, and exemptions vary by individual)

- \$1,435,240,000 collected in 2020

WHO PAYS? Individuals working in Montana

WHO COLLECTS? Montana Department of Revenue

WHERE DOES IT GO? 100% towards the Montana General Fund

Gallatin County Treasurer
Jennifer Blossom
 311 West Main, Room 103
 Bozeman, MT 59715

County Tax Bill

Tax Year 2019

Phone: (406) 582-3030
 Website: www.gallatin.mt.gov/treasurer

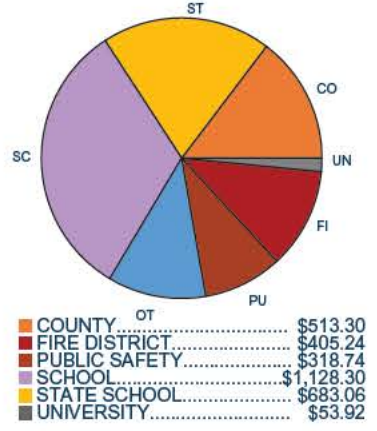
PRSR STD
 ECRWSS
 U.S. POSTAGE PAID
 EDDM RETAIL



Taxpayer #	[REDACTED]
Tax District	[REDACTED]
Geo Code	[REDACTED]
Mill Levy:	431.510
Market Value:	532,556
Real Estate:	1,600.00
Building & Improvements:	5,590.00
Personal Property:	0.00
Exemption:	0.00
Taxable Value:	7,190.00

Key	Taxing Authority	Levy	1st Half	2nd Half	Total Due	Legal Description (may be partial)
CO	CITY/COUNTY HEALTH DEPA	4.050	14.56	14.56	29.12	[REDACTED]
CO	COUNTY BUILDING CAPITAL	5.560	19.99	19.99	39.98	[REDACTED]
CO	COUNTY FAIRGROUNDS	1.440	5.18	5.18	10.36	[REDACTED]
CO	COUNTY GENERAL FUND	20.040	72.04	72.04	144.08	[REDACTED]
CO	COUNTY LIBRARY	5.580	20.06	20.06	40.12	[REDACTED]
CO	COUNTY OPEN SPACE OPER	4.000	14.38	14.38	28.76	[REDACTED]
CO	COUNTY PARKS	0.500	1.80	1.80	3.60	[REDACTED]
CO	COUNTY PERMISSIVE MEDIC	8.290	29.80	29.80	59.60	[REDACTED]
CO	COUNTY REST HOME	2.960	10.64	10.64	21.28	[REDACTED]
CO	COUNTY ROAD & BRIDGE	18.970	68.20	68.20	136.40	[REDACTED]
FI	BIG SKY FIRE DEPARTMENT	56.360	202.62	202.62	405.24	[REDACTED]
PU	COUNTY DETENTION CENTE	6.550	23.55	23.55	47.10	[REDACTED]
PU	COUNTY PUBLIC SAFETY	37.780	135.82	135.82	271.64	[REDACTED]
SC	BIG SKY K-12 ADULT ED	0.640	2.30	2.30	4.60	[REDACTED]
SC	BIG SKY K-12 BUILDING RES	12.830	46.12	46.12	92.24	[REDACTED]
SC	BIG SKY K-12 BUS DEPRECIA	2.590	9.31	9.31	18.62	[REDACTED]
SC	BIG SKY K-12 DEBT SERVICE	24.360	87.57	87.57	175.14	[REDACTED]
SC	BIG SKY K-12 GENERAL	47.300	170.04	170.04	340.08	[REDACTED]
SC	BIG SKY K-12 TECH	2.660	9.56	9.56	19.12	[REDACTED]
SC	BIG SKY K-12 TRANSPORTAT	13.390	48.14	48.14	96.28	[REDACTED]
SC	BIG SKY K-12 TUITION	0.320	1.15	1.15	2.30	[REDACTED]
SC	BOZEMAN HIGH DEBT SERVI	11.390	40.95	40.95	81.90	[REDACTED]
SC	COUNTYWIDE ELEM RETIRE	25.870	93.00	93.00	186.00	[REDACTED]
SC	COUNTYWIDE HS RETIREME	13.430	48.28	48.28	96.56	[REDACTED]
SC	COUNTYWIDE TRANSPORTA	2.150	7.73	7.73	15.46	[REDACTED]
ST	ST ELEM EQUALIZATION	33.000	118.64	118.64	237.28	[REDACTED]
ST	ST EQUALIZATION AID LEVY	40.000	143.80	143.80	287.60	[REDACTED]
ST	ST HIGH SCHL EQUALIZATIO	22.000	79.09	79.09	158.18	[REDACTED]
UN	GALLATIN COLLEGE	1.500	5.39	5.39	10.78	[REDACTED]
UN	STATE UNIVERSITY 6 MILL L	6.000	21.57	21.57	43.14	[REDACTED]
OT	GALLATIN CONSRV DIST		2.77	2.77	5.54	[REDACTED]
OT	GLTN CO WTR QUALITY		3.30	3.30	6.60	[REDACTED]
OT	BIG SKY ZONING		2.70	2.69	5.39	[REDACTED]
OT	OPEN SPACE BONDS		14.02	14.02	28.04	[REDACTED]
OT	#306 BIG SKY WATER		66.33	66.33	132.66	[REDACTED]
OT	#307 BIG SKY SEWER		108.97	108.96	217.93	[REDACTED]
TOTALS		431.510	1,749.37	1,749.35	3,498.72	

Distribution Breakdown



**LOCAL POSTAL
 CUSTOMER**

TAX FORMULA

$((MV \times TR^*) \times TML) + NMLT = \text{Taxes Owed}$

$((\$532,556 \times .0135) \times .43151) + \$396.16 = \$3,498.72$

$TML = 431.51 / 1,000 = .43151$

*MV x TR is rounded

If you are low income, elderly, 100% disabled veteran or had a large increase in your property taxes due to reappraisal, you may qualify for tax assistance. Contact the Department of Revenue at 406-582-3400 for more information.

11 LONE PEAK DRIVE #204
P.O. BOX 160661
BIG SKY MT 59716
406.995.3234 | RESORTTAX.ORG